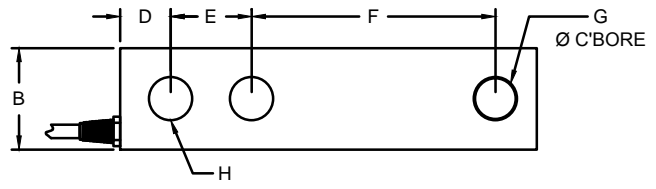


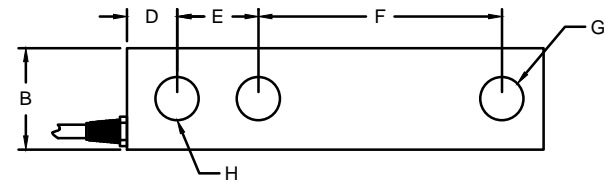
ZONE		LTR.		DESCRIPTION		DATE	ECN	BY	CKD	APVD
-	D	REDRAWN FOR LABELING CONSISTENCY		01/02/16	2016-20	TB	AB	AA		

PERFORMANCE SPECIFICATIONS:

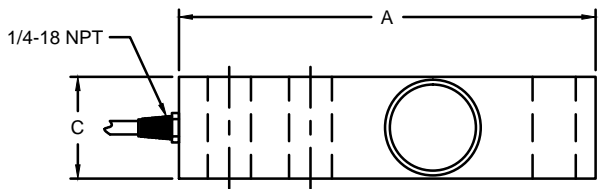
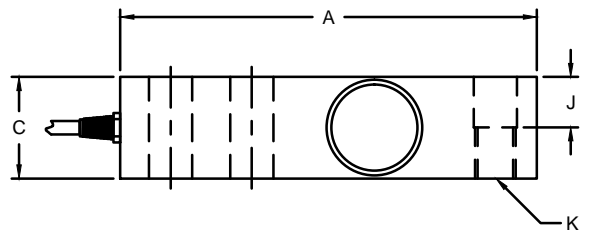
- CAPACITIES: 250LB, 500LB, 750LB, 1K, 1.5K, 2K, 2.5K, 4K, 5KSE, 5KLE, 10K, 15K, 20K.
- RATED OUTPUT: 3.00 mV/V $\pm 0.25\%$.
- SAFE OVERLOAD: 150% FS.
- EXCITATION VOLTAGE: 10V AC/DC (15V MAX).
- INPUT RESISTANCE: 385 $\pm 10\Omega$.
- OUTPUT RESISTANCE: 350 $\pm 3\Omega$.
- ZERO BALANCE: $\pm 1.00\%$ FS.
- SEAL TYPE: ENVIRONMENTALLY SEALED IP67.
- NON-LINEARITY: $\pm 0.03\%$ FS.
- HYSTERESIS: $\pm 0.02\%$ FS.
- REPEATABILITY: $\pm 0.01\%$ FS.
- CREEP: $\pm 0.02\%$ FS IN 30 MINUTES.
- NTEP RATED.
- CLASS III, 5,000 DIVISION, MULTIPLE CELL.
- COMPENSATED TEMPERATURE RANGE: -10°C TO $+40^{\circ}\text{C}$.
- TEMPERATURE EFFECTON ZERO: $\pm 0.0027\%$ FS/ $^{\circ}\text{C}$.
- TEMPERATURE EFFECT ON OUTPUT: $\pm 0.0015\%$ FS/ $^{\circ}\text{C}$.
- INSULATION RESISTANCE: 5000 MEGOHMS.
- LOAD CELL CABLE: 4-24AWG, $\varnothing 5.6\text{MM}$, PVC, 20FT.
- LOAD CELL WIRING:
GRN (+EXC)
BLK (-EXC)
WHT (+SIG)
RED (-SIG)
BRAID/YELLOW: SHIELD
- FM APPROVED.



CG-23-SS THREADED LOAD HOLE



CG-23-SS-1 NON-THREADED LOAD HOLE



RATED CAPACITY	DIMENSIONS									
	A	B	C	D	E	F	G	H	J	K
250LB - 750LB	5.12	1.25	1.25	0.62	1.00	3.00	0.53	0.53	0.62	1/2-20 UNF
1K - 5KSE	5.12	1.25	1.25	0.62	1.00	3.00	0.53	0.53	0.62	1/2-20 UNF
5KLE - 10K	6.75	1.50	1.50	0.75	1.50	3.75	0.78	0.78	0.75	3/4-16 UNF
15K - 20K	8.88	2.00	1.50	1.00	2.00	4.88	1.03	1.03	1.00	1-14 UNF

DO NOT ALTER WITHOUT AGENCY NOTIFICATION

COTI GLOBAL SENSORS, INC.

**CG - 23 - SS
NTEP LOAD CELL**

<p>THIS DOCUMENT CONTAINS PROPRIETARY INFORMATION AND SUCH INFORMATION MAY NOT BE REPRODUCED OR DISCLOSED FOR ANY PURPOSE OR USED TO PRODUCE THE ARTICLE OR SUBJECT WITHOUT WRITTEN PERMISSION FROM COTI GLOBAL SENSORS, INC.</p>	<p>TOLERANCES UNLESS OTHERWISE SPECIFIED .XX = $\pm 0.02"$.XXX = $\pm 0.005"$.XXXX = $\pm 0.0002"$ FRACTIONS: $\pm 1/16"$ ANGLES DEC: ± 18</p>	APPROVALS	DATE	SCALE: NONE SIZE: B PART/DRAWING NO.: DOD-CG-23-SS MODEL: CG-23-SS SHEET: 1 OF 1
		DRAWN: RLU	06/15/15	
		CHECKED: AA	06/15/15	
		ENGINEER: JSP	06/15/15	
		APPROVED: AA	06/15/15	
MATERIAL: STAINLESS STEEL				REV.:
FINISH: PASSIVATED				