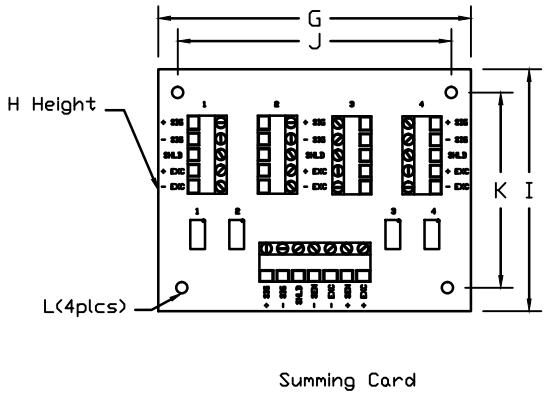
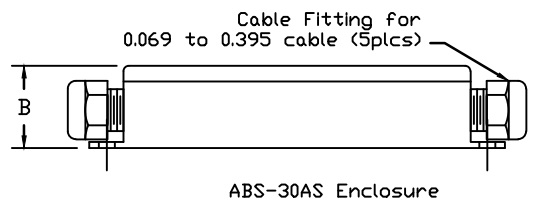
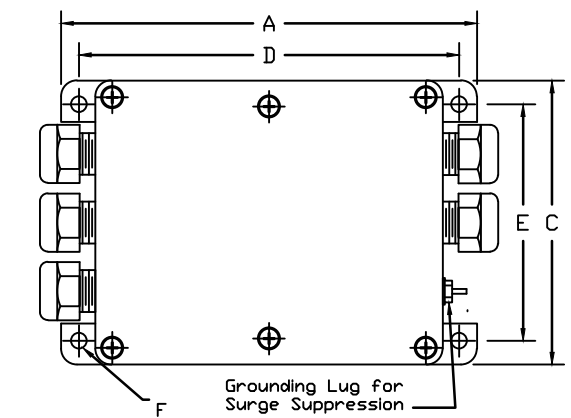


REVISIONS							
ZONE	LTR.	DESCRIPTION	DATE	ECN	BY	CKD	APVD
-	-	INITIAL RELEASE	10/01/08	-	-	-	-



- TECHNICAL SPECIFICATIONS:**
1. MODEL: 30
 2. NUMBER OF LOAD CELL INPUTS: 4
 3. LOAD CELL SUMMING METHOD: SIGNAL TRIM
 4. LOAD CELL TRIM RANGE: SIGNAL TRIM
350 OHM LOAD CELLS: 3%
700 OHM LOAD CELLS: 5%
 5. LIQUID TIGHT STRAIN RELIEFS: 5
 6. STRAIN RELIEF CABLE RANGE: 0.069 TO 0.395 INCHES
 7. ALL CONNECTIONS VIA SCREW TERMINAL BLOCKS
 8. ENCLOSURE: ABS PLASTIC
 9. SURGE PROTECTION: NO

	DIMENSIONS					
	A	B	C	D	E	F
ABS-30AS	6.56	1.30	4.48	6.00	3.73	0.28
SUMMING CARD	4.00	0.75	3.50	2.50	2.50	0.14

"DO NOT ALTER WITHOUT AGENCY NOTIFICATION"

COTI GLOBAL SENSORS, INC.

MODEL 30 4 CHANNEL SUMMING JUNCTION BOX

SCALE	SIZE	PART/DRAWING NO.	REV.
NONE	B	DOD-30	-
MODEL 30	SHEET		1 OF 1

<p>THIS DRAWING USES THIRD ANGLE PROJECTION</p>	<p>TOLERANCES UNLESS OTHERWISE SPECIFIED</p> <p>.XX-±.01 .XXX-±.005 FRACTIONS-±1/16" ANGLES: ±1/2°</p>	APPROVALS	DATE
		DRAWN: MTSI	10/01/08
		CHECKED: MB	10/01/08
		ENGINEER: AA	10/01/08
APPROVED: AA		10/01/08	
MATERIAL		ABS PLASTIC	

THIS DOCUMENT CONTAINS PROPRIETARY INFORMATION AND SUCH INFORMATION MAY NOT BE REPRODUCED OR DISCLOSED FOR ANY PURPOSE OR USED TO PRODUCE THE ARTICLE OR SUBJECT WITHOUT WRITTEN PERMISSION FROM COTI GLOBAL SENSORS, INC.